

discoveries[®] Genuine Value Retail Sales Guide



May 1, 2023



Midwest
Designer
Supply

Vertical Blinds

www.midwestdesignersupply.com

888-523-2611
262-524-1007 (fax)

Custom Crafted in the U.S.A.



CHILD SAFETY

It's your first priority, but child and pet safety is often the last thing you think about when choosing window coverings. Did you know that the most common window products in homes are not child safe? Those horizontal blinds that were there when you moved in are a potential strangulation hazard for your little ones. As our infographic shows, accidents still happen with those long cords.



BEST FOR KIDS™ CERTIFICATION PROGRAM

The Best for Kids™ certification label makes it easy for parents and caregivers to identify products that are best suited for their home.

To become certified, Lafayette Interior Fashions must meet the specified program criteria and submit their window covering products to a designated third party testing laboratory. To pass the tests, the products may not have:

- operating cords
- inner cords that are accessible
- cords that create a hazardous loop or potential wrap-around hazard



ADDITIONAL SAFETY MEASURES

The window covering industry uses warning tags, labels, and other methods to communicate potential hazards. The warning shown here communicates the important message that cords are a potential strangulation hazard and suggests choosing cordless or inaccessible-cord alternatives. Together with the Window Covering Safety Council, we encourage you to install only cordless window coverings in rooms where children play and sleep.



For kids' sake, we offer a wide array of lifting system options, from cordless and motorized operating systems to retractable lift cords, cord tensioners, and wand controls for enhanced child safety.

All Lafayette products that utilize a clutch system are sent with a Cord Tension Lock. The Cord Tension Lock must be secured to the wall to provide the necessary tension for the shade to operate.

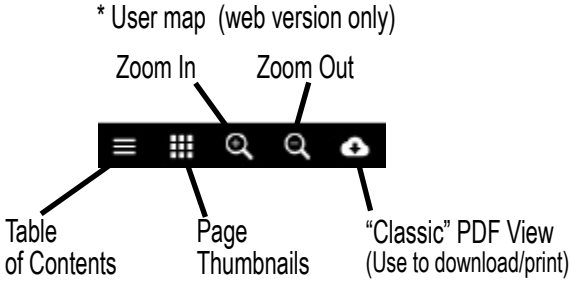
All **motorized** window treatment products offer child safe operation since the motor unit provides the mechanism for raising and lowering the shade.

For additional window treatment child safety information, please visit the Window Covering Safety Council (www.windowcoverings.org).

INDEX		
SPECIFICATION CHARTS	PRICING	PRODUCT INFORMATION
Discoveries Verticals Information Finished Dimensions & Mounting Requirements Stacking Charts	Decomatic Plus Chart 1 Chart 2 Chart 3 Chart 4 Chart 5 Chart 6 Chart 7 Specialty Verticals	Headrail Options Decomatic Plus Headrail Design Options Specialty Applications Valances Other Options Measuring and Installation Color Availability Lafayette Warranty

• Please examine all merchandise and packages for accuracy and make sure all parts, brackets, etc. are included before sending them to be installed. While we constantly strive to make sure each order is exact and complete, we do occasionally make mistakes, and we cannot be responsible for trip charges or reinstallation charges. **Repairs or remakes must be requested within 30 days of invoice date.**

- * Use the Previous button to return to your previous view (web version only)
- * Use the Index button to return to the Table of Contents



Discoveries Verticals Information

Pattern Name	Price Chart	Free Hanging (FH) / Channel Panel (CP)	Fabric Type	# of Colors	Opacity	FR	Eco Friendly	Genesis Companion
Barnabas	2	FH	Vinyl	4	5	Y	N	N
Basic Curved	1	FH	Vinyl	4	5	Y	N	N
Berber Slub	6	FH/CP	Fabric	3	2	N	Y	Y
Cambric	4	FH	Fabric	6	2	N	N	N
Castile	4	FH	Vinyl	5	5	Y	N	N
Crosby	7	FH/CP	Fabric	1	2	N	Y	N
Crystalline	7	FH	Vinyl	2	1/2	Y	N	N
Curved	2	FH	Vinyl	6	5	Y	N	N
Glacier	4	FH	Vinyl	7	5	Y	N	N
Greenwich	4	FH/CP	Fabric	2	2	N	Y	N
Grover	3	FH/CP	Fabric	1	3	N	N	N
Hombre	6	FH/CP	Fabric	3	2	N	Y	Y
Lagoon	5	FH	Vinyl	6	5	Y	N	N
Lisbon	6	FH	Vinyl	5	5	Y	N	N
Montana	5	FH	Vinyl	5	5	Y	N	N
Niagara	4	FH	Vinyl	4	5	Y	N	N
NightLife	2	FH/CP	Fabric	3	2	N	Y	N
Palisade	3	FH	Vinyl	4	5	Y	N	N
Ridgefield	3	FH	Vinyl	3	5	Y	N	N
Sahara	5	FH	Vinyl	5	5	Y	N	N
Stonegate	6	FH	Vinyl	4	5	Y	N	N
Strie	5	FH/CP	Fabric	3	2	N	Y	Y
Venus	1	FH	Vinyl	4	5	Y	N	N
Vertex	3	FH	Vinyl	5	5	Y	N	N
Watergate	6	FH	Vinyl	5	5	Y	N	N
Weave	6	FH/CP	Fabric	3	2	N	Y	Y
Wicker	6	FH	Vinyl	6	5	Y	N	N

S = S-Shaped Louver

▽Louver Orientation is required at time of order, see [Design Options](#) for description.

Finished Dimensions & Mounting Requirements

Discoveries	Finished Dimensions - (All finished dimensions are based on ordered height or width)				Light Gap	Mounting Requirements
	Inside Mount		Outside Mount			
	Headrail Width	Vertical Height	Headrail Width	Vertical Height	Inside Mount Control Side	Inside Minimum Mounting Depth
Decomatic Plus	- 1/8"	-3/8"	Ordered Width	Ordered Height	1/4"	2 3/4"

Stacking Charts - Decomatic Plus

Decomatic 3 1/2" Louvers - One Way Draw			
Ordered Width (Inches)	Clear Opening (Inches)	Total # of Louvers	Stack Back (Inches)
16 1/4	12 3/4	5	3 5/8
19 3/8	15 1/2	6	3 7/8
22 1/2	18 3/8	7	4 1/4
25 1/2	21	8	4 1/2
28 5/8	23 7/8	9	4 7/8
31 3/4	26 5/8	10	5 1/8
34 7/8	29 1/2	11	5 1/2
38	32 1/4	12	5 3/4
41 7/8	35 1/8	13	6 1/8
44 1/4	37 7/8	14	6 3/8
47 3/8	40 3/4	15	6 3/4
50 3/8	43 3/8	16	7
53 1/2	46 1/4	17	7 3/8
56 5/8	49	18	7 5/8
59 3/4	51 7/8	19	8
62 7/8	54 5/8	20	8 1/4
66	57 1/2	21	8 5/8
69 1/8	60 1/4	22	8 7/8
72 1/4	63 1/8	23	9 1/4
75 1/4	65 3/4	24	9 1/2
78 3/8	68 5/8	25	9 7/8
81 1/2	71 3/8	26	10 1/8
84 5/8	74 1/4	27	10 1/2
87 3/4	77	28	10 3/4
90 7/8	79 7/8	29	11 1/8
94	82 5/8	30	11 3/8
97 1/8	85 1/2	31	11 3/4
100 1/4	88 1/4	32	12
103 1/4	91	33	12 3/8
106 3/8	93 3/4	34	12 5/8
109 1/2	96 5/8	35	13
112 5/8	99 3/8	36	13 1/4
115 3/4	102 1/4	37	13 5/8
119 7/8	105	38	13 7/8
122	107 7/8	39	14 1/4
125 1/8	110 5/8	40	14 1/2
128 1/8	113 3/8	41	13 7/8
131 1/4	116 1/8	42	15 1/8
134 3/8	119	43	15 1/2
137 1/2	121 3/4	44	15 3/4
140 5/8	124 5/8	45	16 1/8
143 3/4	127 3/8	46	16 3/8
146 7/8	130 1/4	47	16 3/4
150	133	48	17
153 1/8	135 7/8	49	17 3/8
156 1/8	138 1/2	50	17 5/8

Decomatic Plus 3 1/2" Louvers - One Way Draw (Cont.)			
Ordered Width (Inches)	Clear Opening (Inches)	Total # of Louvers	Stack Back (Inches)
159 1/4	141 3/8	51	18
162 3/8	144 1/8	52	18 1/4
165 1/2	147	53	18 5/8
168 5/8	149 3/4	54	18 7/8
171 3/4	152 5/8	55	19 1/4
174 7/8	155 3/8	56	19 1/2
178	158 1/4	57	19 7/8
181	160 7/8	58	20 1/8
184 1/8	163 3/4	59	20 1/2
187 1/4	166 1/2	60	20 3/4
190 3/8	169 3/8	61	21 1/8

Decomatic Plus 3 1/2" Louvers - Center Draw			
Ordered Width (Inches)	Clear Opening (Inches)	Total # of Louvers	Stack Back (Inches)
18 3/4	12 7/8	6	3
25	18 1/2	8	3 1/4
31 1/8	24	10	3 5/8
37 3/8	29 5/8	12	3 7/8
43 5/8	35 1/4	14	4 1/4
49 7/8	40 7/8	16	4 1/2
56	46 3/8	18	4 7/8
62 1/4	52	20	5 1/8
68 1/2	57 5/8	22	5 1/2
74 3/4	63 1/4	24	5 3/4
81	68 7/8	26	6 1/8
87 1/8	74 3/8	28	6 3/8
93 3/8	80	30	6 3/4
99 5/8	85 5/8	32	7
105 7/8	91 1/4	34	7 3/8
112	96 3/4	36	7 5/8
118 1/4	102 3/8	38	8
124 1/2	108	40	8 1/4
130 3/4	113 5/8	42	8 5/8
136 7/8	119 1/8	44	8 7/8
143 1/8	124 3/4	46	9 1/4
149 3/8	130 3/8	48	9 1/2
155 5/8	136	50	9 7/8
161 3/4	141 1/2	52	10 1/8
168	147 1/8	54	10 1/2
174 1/4	152 3/4	56	10 3/4
180 1/2	158 3/8	58	11 1/8
186 3/4	164	60	11 3/8
191	169 1/2	62	11 3/4

* Split stack blinds must have an even number of louvers.
Stack width given is the measurement per side.

Pricing - Decomatic Plus® (Chart pricing includes dust cover valance)

Chart 1		Vinyl: Basic Curved, Venus															
		Blind Width Up To:															
		25"	38"	50"	63"	75"	85"	88"	100"	113"	125"	138"	150"	163"	175"	191"	Single Vane
Blind Height to:	48" FH	142	178	196	211	263	290	296	325	382	415	442	482	513	555	609	21
	60" FH	150	180	200	225	280	300	309	340	407	432	469	507	548	588	638	21
	72" FH	163	190	211	236	294	315	328	357	425	453	494	532	567	619	678	21
	84" FH	171	196	217	246	300	332	340	373	440	478	515	559	605	646	709	21
	96" FH	175	205	236	259	325	348	363	396	469	511	555	605	646	703	771	21
	108" FH	178	211	246	269	336	363	375	415	486	532	569	630	680	736	811	23
	120" FH	180	217	250	282	342	375	392	432	511	555	605	653	709	769	848	23

Chart 2		Vinyl: Barnabas, Curved Fabric: NightLife															
		Blind Width Up To:															
		25"	38"	50"	63"	75"	85"	88"	100"	113"	125"	138"	150"	163"	175"	191"	Single Vane
Blind Height to:	48" FH	169	188	209	232	286	305	323	342	409	440	471	511	548	586	636	21
	INSERT	244	290	417	453	498	515	532	636	686	719	769	815	936	984	1036	21
	60" FH	171	196	215	246	298	328	338	367	432	465	505	548	586	623	680	21
	INSERT	250	309	442	484	598	623	640	698	748	803	921	984	1036	1094	1167	23
	72" FH	173	200	232	253	323	342	357	384	457	498	540	569	621	669	721	21
	INSERT	261	363	469	586	638	673	700	753	884	950	1011	1080	1148	1219	1309	25
	84" FH	178	209	244	269	336	363	373	413	484	517	563	613	655	707	775	21
	INSERT	278	380	494	619	686	719	748	882	961	1032	1109	1184	1273	1353	1392	28
	96" FH	188	225	259	290	357	384	407	442	517	563	613	657	713	771	844	23
	INSERT	323	407	586	650	734	844	878	953	1036	1128	1213	1303	1396	1432	1540	30
	108" FH	190	236	269	300	369	409	425	465	548	592	640	700	759	815	884	23
	INSERT	332	425	613	698	848	898	936	1019	1125	1217	1315	1359	1465	1573	1700	30
	120" FH	196	246	282	315	384	425	440	486	565	621	678	736	796	863	940	23
	INSERT	340	511	642	734	898	953	992	1090	1205	1311	1359	1478	1603	1725	1878	32

Track Only		Width Up To:															
		25"	38"	50"	63"	75"	85"	88"	100"	113"	125"	138"	150"	163"	175"	191"	
Decomatic Plus		138	155	178	192	209	225	230	242	263	282	296	311	328	357	375	

Other Surcharges (add to base price)		Width Up To:																		
		24"	30"	36"	42"	48"	54"	60"	66"	72"	78"	84"	90"	96"	108"	120"	132"	144"	156"	168"
Majesty or Noble Valance		109	123	138	155	169	196	209	217	236	259	269	290	305	336	371	403	432	448	478
Cut-Outs (per blind)		90																		
Striping (per blind)		61																		
Light Gap Stop (Per Ft.)		View common surcharges																		
Palladian Shelf - Finished (Per Ft.)		View common surcharges																		
Palladian Shelf - Unfinished (Per Ft.)		View common surcharges																		

Specialty Verticals (add to base price)		Width Up To:															
		25"	38"	50"	63"	75"	88"	100"	113"	125"	138"	150"	163"	175"	191"		
Slope/Angle Track		278	375	469	586	678	775	811	921	1061	1107	1186	1388	1498	1603		

Pricing - Decomatic Plus® (Chart pricing includes dust cover valance)

Chart 3		Vinyl: Palisade, Ridgefield, Vertex Fabric: Grover															
		Blind Width Up To:															
		25"	38"	50"	63"	75"	85"	88"	100"	113"	125"	138"	150"	163"	175"	191"	Single Vane
Blind Height to:	48" FH	205	236	259	286	342	369	380	415	484	515	559	598	640	690	748	21
	INSERT	367	425	465	511	594	619	636	678	767	811	863	911	961	1019	1080	23
	60" FH	209	244	269	296	357	382	396	432	507	548	586	632	678	719	782	21
	INSERT	375	442	498	550	638	657	696	744	844	898	959	1021	1084	1150	1223	23
	72" FH	211	248	280	305	369	396	415	448	519	563	611	655	707	767	823	21
	INSERT	392	469	530	598	686	719	748	815	921	992	1065	1140	1219	1300	1392	28
	84" FH	215	253	290	323	382	417	430	469	550	592	638	696	742	800	869	23
	INSERT	409	494	559	621	738	778	813	890	1007	1084	1173	1271	1353	1446	1496	28
	96" FH	232	269	300	338	409	440	457	500	586	632	686	738	800	859	936	23
	INSERT	417	513	598	657	784	873	890	961	1092	1184	1288	1394	1500	1540	1665	30
	108" FH	236	280	315	344	417	453	471	515	609	650	707	769	830	890	982	23
	INSERT	432	542	621	707	878	900	944	1038	1184	1296	1405	1465	1584	1707	1850	36
	120" FH	242	286	328	359	432	471	494	542	623	680	738	803	867	932	1019	25
	INSERT	444	561	653	753	905	965	1009	1128	1284	1403	1473	1603	1744	1880	2057	36

Chart 4		Vinyl: Castile, Glacier, Niagara Fabric: Cambric, Greenwich															
		Blind Width Up To:															
		25"	38"	50"	63"	75"	85"	88"	100"	113"	125"	138"	150"	163"	175"	191"	Single Vane
Blind Height to:	48" FH	250	286	315	342	373	384	396	428	507	548	575	619	673	744	780	21
	INSERT	375	444	478	519	619	650	707	742	803	859	911	971	1107	1171	1240	25
	60" FH	259	298	336	363	394	417	430	459	550	575	636	696	744	780	836	21
	INSERT	394	459	513	565	703	736	767	821	898	961	1107	1178	1250	1330	1425	25
	72" FH	263	315	348	382	428	444	459	505	567	588	657	713	769	836	890	21
	INSERT	425	484	553	686	759	803	832	909	1067	1144	1236	1321	1411	1505	1615	28
	84" FH	278	328	369	409	453	482	500	548	592	638	690	738	784	848	946	23
	INSERT	440	511	588	734	817	873	909	1073	1171	1271	1361	1473	1580	1692	1744	32
	96" FH	286	340	382	432	484	513	532	586	638	696	744	811	869	890	961	23
	INSERT	448	542	698	782	882	1011	1061	1163	1278	1390	1505	1625	1759	1803	1953	36
	108" FH	294	357	407	457	513	550	565	623	690	744	813	848	909	971	1059	23
	INSERT	457	565	736	836	1025	1090	1140	1255	1390	1513	1655	1717	1861	2005	2184	40
	120" FH	298	367	428	484	548	575	609	669	738	809	844	913	990	1065	1150	25
	INSERT	469	657	778	890	1090	1171	1221	1357	1505	1655	1725	1884	2050	2219	2428	42

Track Only		Width Up To:															
		25"	38"	50"	63"	75"	85"	88"	100"	113"	125"	138"	150"	163"	175"	191"	
Decomatic Plus		138	155	178	192	209	225	230	242	263	282	296	311	328	357	375	

Other Surcharges (add to base price)		Width Up To:																		
		24"	30"	36"	42"	48"	54"	60"	66"	72"	78"	84"	90"	96"	108"	120"	132"	144"	156"	168"
Majesty or Noble Valance		109	123	138	155	169	196	209	217	236	259	269	290	305	336	371	403	432	448	478
Cut-Outs (per blind)		90																		
Striping (per blind)		61																		
Light Gap Stop (Per Ft.)		View common surcharges																		
Palladian Shelf - Finished (Per Ft.)		View common surcharges																		
Palladian Shelf - Unfinished (Per Ft.)		View common surcharges																		

Pricing - Decomatic Plus® (Chart pricing includes dust cover valance)

Chart 5		Vinyl: Lagoon, Montana, Sahara Fabric: Strie															
		Blind Width Up To:															
		25"	38"	50"	63"	75"	85"	88"	100"	113"	125"	138"	150"	163"	175"	191"	Single Vane
Blind Height to:	48" FH	263	309	325	348	382	407	417	494	532	563	605	638	719	767	809	21
	INSERT	392	469	505	555	642	680	738	782	853	911	971	1038	1175	1246	1323	25
	60" FH	282	328	357	373	453	478	498	532	569	619	705	748	796	836	884	23
	INSERT	409	486	548	609	742	778	811	880	957	1032	1180	1271	1348	1432	1532	28
	72" FH	296	336	375	440	484	511	530	567	669	713	767	815	869	917	984	23
	INSERT	430	511	586	721	811	859	884	971	1142	1236	1325	1430	1530	1625	1755	30
	84" FH	309	344	407	459	513	548	563	655	713	771	823	882	946	1005	1036	25
	INSERT	442	548	630	780	880	936	982	1148	1255	1361	1478	1594	1721	1838	1898	32
	96" FH	328	375	436	486	550	623	642	705	769	823	884	959	1025	1055	1134	25
	INSERT	469	569	738	844	953	1090	1140	1250	1388	1505	1642	1775	1923	1967	2136	36
	108" FH	340	415	453	513	623	655	690	748	817	882	959	994	1067	1142	1236	25
	INSERT	482	611	782	905	1096	1175	1236	1361	1507	1655	1811	1878	2032	2198	2398	42
	120" FH	344	432	478	548	653	700	721	796	878	950	990	1073	1148	1238	1332	28
	INSERT	494	707	832	965	1178	1271	1325	1475	1646	1811	1890	2067	2257	2450	2680	48

Chart 6		Vinyl: Lisbon, Stonegate, Watergate, Wicker Fabric: Berber Slub, Hombre, Weave															
		Blind Width Up To:															
		25"	38"	50"	63"	75"	85"	88"	100"	113"	125"	138"	150"	163"	175"	191"	Single Vane
Blind Height to:	48" FH	286	325	340	375	415	436	448	532	567	613	650	700	782	823	880	23
	INSERT	415	482	515	569	680	713	771	817	884	953	1019	1090	1236	1309	1392	25
	60" FH	296	336	363	407	494	515	540	575	630	678	769	817	873	921	984	23
	INSERT	432	515	563	632	771	813	848	917	1005	1082	1240	1325	1415	1507	1613	28
	72" FH	305	363	382	478	530	559	569	630	734	782	844	900	959	1019	1090	25
	INSERT	448	532	611	759	848	898	936	1025	1205	1296	1396	1505	1613	1723	1850	30
	84" FH	323	384	409	507	563	598	621	721	796	855	917	986	1055	1128	1161	25
	INSERT	469	588	653	817	921	986	1028	1213	1325	1440	1563	1690	1823	1957	2015	36
	96" FH	357	415	471	540	605	690	709	778	855	921	994	1075	1148	1180	1275	25
	INSERT	519	696	771	882	1005	1144	1205	1323	1461	1594	1742	1886	2040	2100	2273	40
	108" FH	359	432	500	565	690	721	767	832	913	992	1078	1128	1211	1292	1394	28
	INSERT	548	709	821	953	1163	1240	1303	1440	1603	1757	1923	2000	2180	2348	2557	44
	120" FH	363	448	519	598	721	771	811	884	984	1073	1125	1213	1309	1403	1525	30
	INSERT	575	744	880	1021	1246	1332	1403	1569	1746	1925	2017	2209	2405	2623	2865	57

Track Only		Width Up To:														
		25"	38"	50"	63"	75"	85"	88"	100"	113"	125"	138"	150"	163"	175"	191"
Decomatic Plus		138	155	178	192	209	225	230	242	263	282	296	311	328	357	375

Other Surcharges <small>(add to base price)</small>		Width Up To:																		
		24"	30"	36"	42"	48"	54"	60"	66"	72"	78"	84"	90"	96"	108"	120"	132"	144"	156"	168"
Majesty or Noble Valance		109	123	138	155	169	196	209	217	236	259	269	290	305	336	371	403	432	448	478
Cut-Outs (per blind)		90																		
Striping (per blind)		61																		
Light Gap Stop (Per Ft.)		View common surcharges																		
Palladian Shelf - Finished (Per Ft.)		View common surcharges																		
Palladian Shelf - Unfinished (Per Ft.)		View common surcharges																		

Pricing - Decomatic Plus® (Chart pricing includes dust cover valance)

Chart 7		Vinyl: Crystalline Fabric: Crosby															
		Blind Width Up To:															
		25"	38"	50"	63"	75"	85"	88"	100"	113"	125"	138"	150"	163"	175"	191"	Single Vane
Blind Height to:	48" FH	325	359	392	440	486	513	540	630	680	734	780	836	940	994	1061	23
	INSERT	448	515	575	646	719	767	796	936	1011	1092	1175	1257	1425	1507	1611	28
	60" FH	336	369	428	482	575	613	638	698	767	817	932	994	1065	1134	1211	23
	INSERT	469	555	638	719	880	932	969	1065	1167	1271	1440	1548	1657	1763	1898	32
	72" FH	342	396	457	563	632	673	700	769	884	959	1036	1115	1192	1275	1359	28
	INSERT	486	565	703	869	971	1036	1082	1205	1394	1513	1646	1767	1905	2050	2198	36
	84" FH	357	425	494	609	690	734	767	884	971	1061	1142	1238	1325	1425	1471	30
	INSERT	507	623	767	946	1078	1148	1211	1415	1561	1700	1855	2015	2182	2340	2417	42
	96" FH	392	448	565	650	742	836	878	965	1065	1161	1255	1359	1471	1513	1640	30
	INSERT	561	721	884	1032	1178	1342	1403	1563	1740	1900	2082	2269	2461	2536	2757	48
	108" FH	394	469	609	700	848	900	946	1044	1150	1257	1382	1434	1550	1673	1813	32
	INSERT	588	750	959	1125	1359	1461	1538	1717	1915	2113	2321	2413	2636	2850	3121	61
	120" FH	396	486	640	744	900	961	1009	1130	1248	1369	1438	1569	1696	1836	1996	36
	INSERT	619	780	1028	1211	1473	1586	1673	1878	2100	2325	2453	2688	2940	3203	3517	65

Track Only	Width Up To:															
	25"	38"	50"	63"	75"	85"	88"	100"	113"	125"	138"	150"	163"	175"	191"	
Decomatic Plus	138	155	178	192	209	225	230	242	263	282	296	311	328	357	375	

Other Surcharges (add to base price)	Width Up To:																		
	24"	30"	36"	42"	48"	54"	60"	66"	72"	78"	84"	90"	96"	108"	120"	132"	144"	156"	168"
Majesty or Noble Valance	109	123	138	155	169	196	209	217	236	259	269	290	305	336	371	403	432	448	478
Cut-Outs (per blind)	90																		
Striping (per blind)	61																		
Light Gap Stop (Per Ft.)	View common surcharges																		
Palladian Shelf - Finished (Per Ft.)	View common surcharges																		
Palladian Shelf - Unfinished (Per Ft.)	View common surcharges																		

Product Information - Decomatic Plus Headrail System

Product Features - Decomatic Plus Headrail

- Fits rectangular window or door openings
- One way or split draw operation (right control standard)
- Nickel-plated steel chain operating system
- Anodized aluminum track
- Smooth and quiet traversing
- Replaceable vane carriers for easy onsite repair
- Automatic clutch protected vane alignment

Decomatic Plus One-Wand Headrail

- Eliminates risk of strangulation from exposed cords
- Anodized aluminum track
- Wand operation for smooth and quiet traversing
- Replaceable vane carriers
- Automatic clutch protected vane alignment
- One-way draw only
- Wand size will be 2/3 of the blind length standard.



Decomatic Plus Headrail

Size Standards

- Dimensions
 - Maximum width: 191"
 - Minimum width: 19"

Important Child Safety Note

In order to comply with the ANSI approved Standard For Safety of Window of Window Covering Products all supplied cord tension/locking devices or cord cleats must be properly installed.



Decomatic Plus One-Wand Headrail

Standard Cord Drops

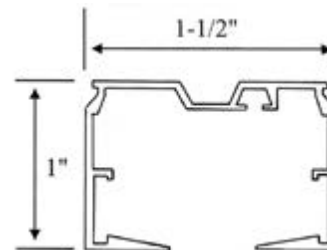
Traverse cord loop is 6" above ordered vertical length.
Tilt chain loop is 6" above traverse loop.

Hardware Included

- Installation Brackets
- Cord Tensioner Bracket

Options

- No Charge
 - White Rail
 - Chain and Clips on Fabric Louvers
 - Keyhole and Chain PVC Louvers
 - Sewn-In Weights on Fabric Louvers
 - Stack Right / Left / Split
 - Control Side: Must be requested at time of order
 - Optional wand sizes up to 99".
 - Butted Blinds: Must be requested at time of order
- Surcharge
 - Cut-Outs
 - Striping
 - Majesty or Noble 4 5/8" Wood Valance
- Exclusions: Motorization



Ordering Notes

- To match dye lots for several verticals in same room, designate a room number.
- Hems are sewn in both top and bottom of fabric vanes. Thus, shortening vanes less than 1" may be impossible.
- Product warranty covers louver lengths up to 120". If exceeded, twisting may occur and order will require a signed Warranty Waiver.

Pricing

Caution

- Dye lot variations are inherent qualities of any textile fabric.
- Colors appear different under varied light conditions.
- Heat registers, electric baseboard heat or other heat sources can emit heat intense enough to scorch fabric or melt PVC vanes.

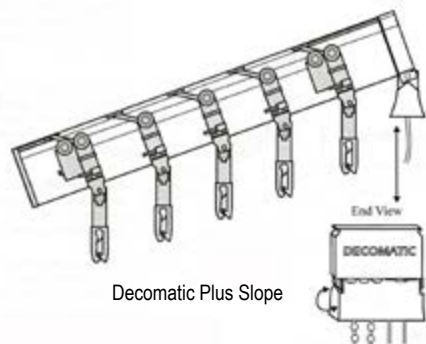
Blind Operation

- Decomatic Plus Headrail System
 - Pull down on front/back of cord loop to traverse vertical blinds side to side.
 - Pull down back chains to rotate louvers and adjust light diffusion.
- One-Wand Headrail System
 - Pull wand right or left to traverse vertical blinds. Rotate wand to rotate louvers and adjust light diffusion.

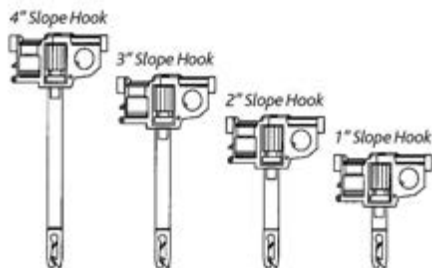
Design Options - Specialty Applications and Valances

Angle Windows

- Decomatic Plus® Slope
 - Available for sloping, cathedral-type windows
 - Most blinds will be TILT ONLY
 - Available in anodized
 - One-Way (must stack to high side)
 - Chain operating system only



Decomatic Plus Slope



Four different size hooks are used (one size per track).
The length of the hook is determined by the angle of the track.

Dust Cover Valance

- Round Wrap
 - Standard for all outside or inside mounts with returns, using fabric louvers.
- Tailored Corner Option
 - Standard for all outside or inside mounts when using PVC louvers.
 - Option for fabric louvers
- Utilizes a non-yellowing clear edge groover insert
- Standard return is 5 1/2" from the back of the valance to the wall;
A minimum return of 2" and a maximum return of 6" can be requested.

Valance Type	OB or IB with returns Fabric	OB or IB with returns PVC/Aluminum
Tailored Corner	Optional	Standard
Round Wrap	Standard	Optional



Tailored Corner



Round Wrap

Size Standards

- Maximum Angle: 55 degrees
- Maximum Width: 240"
- Minimum Width: 10"
- Maximum Blind Weight: 45 lbs.

Options

- Control available on either left or right side
- Channel Panel Valance (Only)

Ordering Notes

- Exact dimensions required!
 - Slope Track Width
 - Bottom Width
 - Low-Side Height
 - High-Side Height
- Specify Control Side
- Traversing capability depends on overall specifications.
- If blinds both tilt and traverse, controls must be on same side
- Exclusion: Wand Draw

Pricing

- To price: Add vertical blind price (use slope width of track and longest vane length) to [Slope/Angle Track Surcharge](#).

Majesty and Noble Wood Valances

- Valances are available in 14 colors: Accessible Beige, Buckeye, Cottage Pine, Ebony Wash, Gardenia, Harmony, Java Roast, Mahogany, Moonshine, Natural, Navajo White, Revere Pewter, Snow White, Thunder. Sample chips are available using [MySwatch](#).
- Standard return is 6" from back of valance to wall.
- If wood valance width is over 96" the valance will be spliced. Maximum spliced width is 132".
- Wood Valance is stapled to a channel panel piece for attachment to vertical headrail.

Majesty Valance
4 1/2" height
5/8" thick



Noble Valance
4 5/8" height
1/2" thick



Design Options - Other Options

Louver Options

- Free Hanging
 - Fabric verticals are available free hanging with enclosed weights standard. Sewn-in weights with open pocket sides are optional at no charge. Bottom weights with chains and clips can be requested for sewn-in only. Note: Several fabrics are too delicate for shipping with weights and chains inserted.
- Channel Panel Insert
 - Channel Panel insert in color Ivory or White, with crystal clear edges, is available for most fabrics to provide energy efficiency.
- Channel Panel only
 - Channel Panel may be purchased separately (use FH row in price chart to price).
- Vinyl
 - May have a keyhole punched and chains inserted as a no charge option. S-shaped vinyl materials cannot be keyhole punched.
- Louver Orientation and Light Diffusion
 - S-shaped louvers have distinct left-facing/right-facing louver orientations that affect light diffusion. Louver orientation must be specified at time of order and cannot be changed in the field. [See Discoveries Vertical Information](#)

Abutted Blinds

- Channels may be ordered to butt together when dimensions exceed maximum widths. Exact measurements required.

Cut-Outs

- Free hanging verticals may be ordered for cut-out installations when objects interfere with louvers, i.e. air conditioner, heat register, etc

Striping

- Using same louver material with a different colorway. Number of louvers in each colorway must be specified. (See [Stacking Charts](#) for number of louvers in stacking charts for respective headrail systems)



Channel Panel



Free Hang

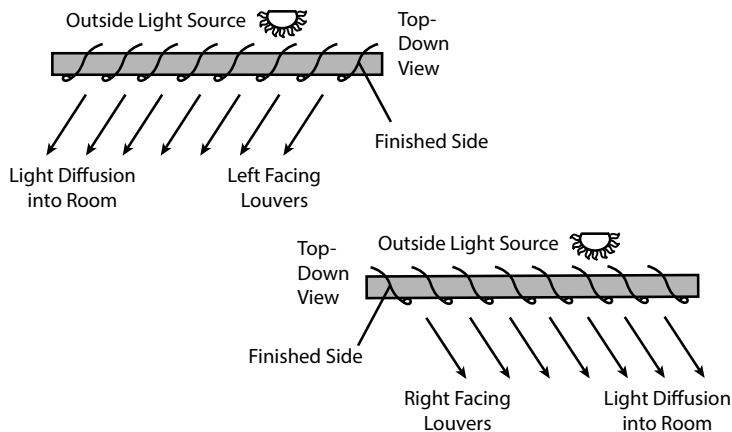


Vinyl



S-Shaped

Louver Orientation

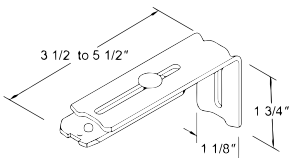


Measuring and Installation Information

Brackets

- The chart below shows the number of brackets that will be shipped as recommended by the manufacturer of the vertical track.

Width	# of Brackets	Width	# of Brackets
Up to 36"	2	100" - 129"	5
37" to 66"	3	130" - 159"	6
67" to 99"	4	160" - 189"	7



Decomatic Plus Wall Bracket Adjustable
Item# 98282



Decomatic Plus Mounting Clip
Item# 98286



Optional Extension Plate
Item # 7704851
Pan Head/Nut
Item # 62-0010-00/62-0011-00

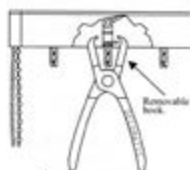
4 1/2" Projection

Replaceable Carrier Stems - Decomatic Plus

- Stems can be removed with stem removal pliers, without un-mounting the headrail. Hook Replacement Kit and Hook Removal Pliers are available for purchase.
- 5/16" wide
- 185 degree rotation capability
- Maximum vane weight is 1 1/4 lbs.



Item# 92411801



Carrier stem Removal Pliers
Item# 95559

Palladian Window Shelf

- Double beaded hardwood shelf designed to mount horizontally in arched or angled openings to serve as divider and mounting surface for any window fashions product
- Allows area above shelf to be covered differently or uncovered
- Finishes available from Heartland Woods
- Palladian shelf has a 1/32" per foot tolerance for warpage
- Inside Mount Applications only

Size Standards

- Height: 1 1/2"
- Depth: 4" (Can be cut down to 2" minimum upon request)
- Maximum Length: 8'

Ordering Notes

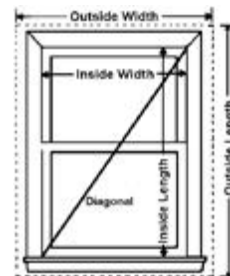
- Must be installed below the radius of window as routed ends are square
- Specify exact width from jamb to jamb. A 1/16" deduction will be taken by Lafayette
- Ordered separate from blind or shade (Priced by lineal foot - round up from exact width to next highest lineal foot)
- Exclusions: Outside mount applications

Cord Tension Lock

- Standard for all vertical systems.
- Must be secured to the wall to provide the necessary tension for the blind to operate.
- Color: white

Best Practices for Measuring

- Always use a steel tape or a metal ruler for measuring.
- Always measure every window even though they look the same.
- Check for obstructions that could affect operation of the shade.
- For Inside Mount (jamb to jamb in a window or door, wall to wall in a room), give exact inside to inside width measurements, and top to bottom length measurements of the area to be covered.
- Measure the width in at least three places and specify the narrowest width.
- Measure the length in at least three places and specify the shortest length.
- Take two diagonal measurements. If there is a greater than 3/8" difference in diagonal measurements, outside mount is strongly recommended to avoid irregular light gaps.
- For Outside Mount, measure the exact width and height of the area to be covered.
- For Cloth Measure measurement, the area to cover is given. The overall finished shade width will increase when ordering by the Cloth Measure

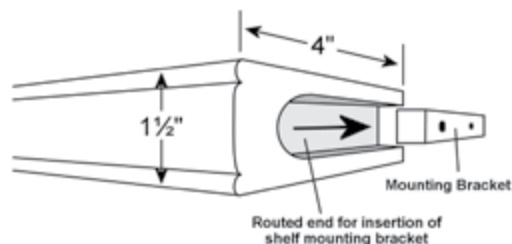


Measuring for Discoveries

- Inside Mount
 - For verticals installed inside an area (jamb to jamb in a window or door, wall to wall in a room) give EXACT inside to inside width measurements, and top to bottom length measurements of area to be covered. DO NOT MAKE ALLOWANCES. Factory will make all adjustments. Louvers will clear bottom between 1/4" and 1/2". [See Mounting Requirements](#)
- Outside Mount
 - Measure exact width and height of area to be covered. No allowances will be made by factory for width or length. When measuring from top of headrail to floor or ceiling to floor, a deduction of 1/2" to 3/4" is recommended. You must make this deduction!
 - To cover a window or door, vertical blind should overlap by minimum 3" - 6" on each side to reduce light gap.
 - When installing above a window frame, vertical track should be installed at least 2" above frame or molding. Adjust length of vertical accordingly.

Care and Cleaning

- Regular feather dusting or periodic vacuuming using an upholstery attachment will keep fabric looking its best. The snap tape heading makes it easy to remove the fabric for hand washing or dry cleaning. Follow the fabric care instructions given on the bottom strip of the Sheer Visions fabric sample.





LIFETIME LIMITED WARRANTY

Since 1950, LAFAYETTE INTERIOR FASHIONS has consistently held a high standard of quality for both products and service, ensuring you find the perfect, custom crafted window treatments. The Lafayette Limited Lifetime Warranty represents a dedication to your complete satisfaction.

COVERED BY THE WARRANTY

- Lafayette Interior Fashions products are covered for defects in materials or workmanship for as long as the original purchaser owns the product (exceptions are noted below).
- All internal mechanisms, components, and brackets.
- Motorization systems (excluding batteries) are covered for 5 years.
- Interior Masterpieces and Sheer Visions fabrics are covered for 3 years.
- Allure Fabrics are covered for 5 years.
- Heartland wood blinds finish is covered for 3 years.
- Operational cords are covered for 7 years from the date of purchase.

NOT COVERED BY THE WARRANTY

- Any conditions caused by normal wear and tear.
- Abuse, accidents, alterations, misuse.
- Damage including but not limited to discoloration, fading, cracking, warping, shrinking, or stretching caused by exposure to the elements (sun, condensation, excessive humidity, wind)
- Failure to follow our instructions for measurement, proper installation, use, cleaning, or maintenance.
- Slight color variation; natural variations in color, grain, or weave of natural materials
- Any customer supplied fabric
- Shipping, removal, re-measuring, or reinstallation costs

TO OBTAIN WARRANTY SERVICE

Contact your original dealer (place of purchase) for warranty assistance. Lafayette Interior Fashions will promptly repair or replace the product or components found to be defective. Warranty claims must be accompanied by proof of purchase.

It is at the sole discretion of Lafayette Interior Fashions to determine whether product will be repaired or replaced. Repairs and or replacements will be made with like or similar parts or products.

Note: In no event shall Lafayette Interior Fashions be liable or responsible for incidental or consequential damages or for any other indirect damage, loss, cost, or expense. Some states do not allow the exclusion or limitation of incidental or consequential damages, so the above exclusion or limitation may not apply to you. This warranty gives you specific legal rights, and you may also have other rights which vary from state to state.

THIS WARRANTY IS EXCLUSIVE AND IN LIEU OF ALL OTHER WRITTEN OR ORAL WARRANTIES OR OBLIGATIONS AND LIABILITIES. THE DURATION OF ANY IMPLIED WARRANTIES FOR ANY PRODUCT IS LIMITED IN DURATION TO THE WARRANTY TERM APPLICABLE TO SUCH PRODUCT AS SET FORTH ABOVE.



Midwest
Designer
Supply

1-888-523-2611

**Midwest Designer Supply, Inc.
N30W22377 Green Road Ste C
Waukesha, WI 53186
(262) 523-2600
Fax (262) 524-1007
www.midwestdesignersupply.com**

MDS - your one source for window fashions.