

# TENERA<sup>®</sup>

## Genuine Value Retail Sales Guide



April 15, 2024

Sheer Shadings

**Distributed by:**



[www.midwestdesignersupply.com](http://www.midwestdesignersupply.com)

888-523-2611

262-524-1007 (fax)



AMERICAN QUALITY CUSTOM | SINCE 1950

# CHILD SAFETY

It's your first priority, but child and pet safety is often the last thing you think about when choosing window coverings. Did you know that the most common window products in homes are not child safe? Those horizontal blinds that were there when you moved in are a potential strangulation hazard for your little ones. As our infographic shows, accidents still happen with those long cords.



## BEST FOR KIDS™ CERTIFICATION PROGRAM

The Best for Kids™ certification label makes it easy for parents and caregivers to identify products that are best suited for their home.

To become certified, Lafayette Interior Fashions must meet the specified program criteria and submit their window covering products to a designated third party testing laboratory. To pass the tests, the products may not have:

- operating cords
- inner cords that are accessible
- cords that create a hazardous loop or potential wrap-around hazard



## ADDITIONAL SAFETY MEASURES

The window covering industry uses warning tags, labels, and other methods to communicate potential hazards. The warning shown here communicates the important message that cords are a potential strangulation hazard and suggests choosing cordless or inaccessible-cord alternatives. Together with the Window Covering Safety Council, we encourage you to install only cordless window coverings in rooms where children play and sleep.



For kids' sake, we offer a wide array of lifting system options, from cordless and motorized operating systems to retractable lift cords, cord tensioners, and wand controls for enhanced child safety.

All Lafayette products that utilize a clutch system are sent with a Cord Tension Lock. The Cord Tension Lock must be secured to the wall to provide the necessary tension for the shade to operate.

All **motorized** window treatment products offer child safe operation since the motor unit provides the mechanism for raising and lowering the shade.

For additional window treatment child safety information, please visit the Window Covering Safety Council ([www.windowcoverings.org](http://www.windowcoverings.org)).

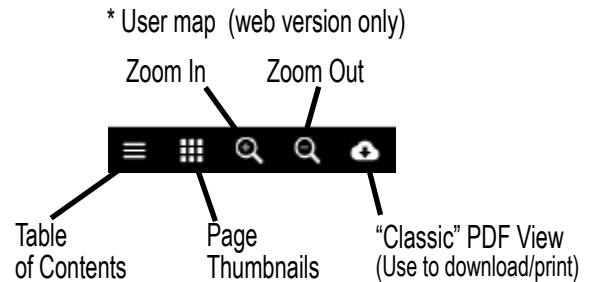
# INDEX

SPECIFICATION CHARTS	PRICING	PRODUCT INFORMATION
<p><b>Tenera Size Standards</b></p> <ul style="list-style-type: none"> <li>Continuum Cord Loop Control</li> <li>Accu-Rise Cordless</li> <li>Tilt-Only Headrail</li> <li>Specialty Shapes</li> </ul> <p><b>Design Options</b></p> <p><b>Finished Dimensions &amp; Mounting Requirements</b></p>	<ul style="list-style-type: none"> <li>Chart 1</li> <li>Chart 2</li> <li>Chart 3</li> <li>Chart 4</li> <li>Option Surcharges</li> </ul> <p><b>Motorization</b></p>	<ul style="list-style-type: none"> <li>Continuum Cord Loop Control System II</li> <li>Sonesse 28 WireFree</li> <li>Accu-Rise Cordless</li> <li>Tilt-Only</li> <li>Specialty Shapes</li> </ul> <p><b>Design Options</b></p> <p><b>Measuring and Installation</b></p> <p><b>Lafayette Warranty</b></p> <p><b>Color Coordination</b></p>

• Please examine all merchandise and packages for accuracy and make sure all parts, brackets, etc. are included before sending them to be installed. While we constantly strive to make sure each order is exact and complete, we do occasionally make mistakes, and we cannot be responsible for trip charges or reinstallation charges. **Repairs or remakes must be requested within 30 days of invoice date.**

\* Use the Previous button to return to your previous view (web version only)

\* Use the Index button to return to the Table of Contents



# Size Standards

Pattern	Price Chart	Vane Size	Continuum		Continuum 2-on-1 Headrail		Accu-Rise Cordless		Tilt-Only Headrail		Specialty Shapes	
			Max Width	Max Height	Max Width	Max Height	Max Width	Max Height	Max Width	Max Height	Max Width	Max Height
Antonia	3	2.5"	120"	132"	144"	132"	84"	84"	36"	132"	N/A	N/A
Artisan	1	2.5"	120"	132"	144"	132"	84"	84"	36"	132"	N/A	N/A
Arturo	2	3"	120"	126"	144"	126"	84"	84"	30"	120"	84"	*42"/84"
Bella	3	2"	120"	132"	144"	132"	84"	84"	36"	132"	N/A	N/A
Bella	3	3"	120"	132"	144"	132"	84"	84"	36"	132"	N/A	N/A
Bella Notte	4	3"	120"	112"	144"	112"	84"	84"	36"	112"	N/A	N/A
Catarina	4	3"	120"	90"	144"	90"	84"	84"	30"	120"	84"	*42"/84"
Franco	2	2"	120"	132"	144"	132"	84"	84"	36"	132"	N/A	N/A
Franco	2	3"	120"	132"	144"	132"	84"	84"	36"	132"	N/A	N/A
Lucia	2	2"	120"	132"	144"	132"	84"	84"	36"	132"	N/A	N/A
Marsala	3	2.5"	120"	132"	144"	132"	84"	84"	36"	132"	N/A	N/A
Merano	1	3"	120"	120"	144"	120"	84"	84"	30"	120"	84"	*42"/84"
Napoli	2	2"	120"	132"	144"	132"	84"	84"	36"	132"	N/A	N/A
Napoli	2	3"	120"	132"	144"	132"	84"	84"	36"	132"	N/A	N/A
Pennello	1	2.5"	120"	132"	144"	132"	84"	84"	36"	132"	N/A	N/A
Pennello Notte	3	2.5"	120"	106"	144"	106"	84"	84"	36"	106"	N/A	N/A
Portico	2	3"	120"	120"	144"	120"	84"	84"	30"	120"	84"	*42"/84"
Roma	1	2.5"	120"	132"	144"	132"	84"	84"	36"	132"	N/A	N/A
Roma Notte	3	2.5"	120"	106"	144"	106"	84"	84"	36"	106"	N/A	N/A
Rosa Notte	3	2"	120"	106"	144"	106"	84"	84"	36"	106"	N/A	N/A
Rosa Notte	3	3"	120"	112"	144"	112"	84"	84"	36"	112"	N/A	N/A
Tivoli	1	2.5"	120"	132"	144"	132"	84"	84"	36"	132"	N/A	N/A
Tuscany	2	3"	120"	96"	144"	96"	84"	84"	30"	120"	84"	*42"/84"
<b>Minimums</b>			<b>Min Width</b>	<b>Min Height</b>	<b>Min Width</b>	<b>Min Height</b>	<b>Min Width</b>	<b>Min Height</b>	<b>Min Width</b>	<b>Min Height</b>	<b>Min Width</b>	<b>Min Height</b>
			12"	16"	24"	16"	18"	16"	6"	16"	12"	**8"/12"

Note:  
 \*Arch and Imperfect Arch have 42" maximum height; Extended Arch and all other specialty shapes has 84" maximum height.  
 \*\* Arch and Imperfect Arch have 8" minimum height; Extended Arch has 12" minimum height.

# Design Options

Options Availability	Continuum Cord Loop	Accu-Rise Cordless	Tilt-Only Headrail	Specialty Shapes	Motorization
<b>No Charge Options</b>					
Back Cover (IB and EB only)	Y	N/A	Y	N/A	Y
Top Dust Cover (OB only)	Y	N/A	Y	N/A	Y
Extension Brackets	Y	Y	Y	N/A	Y
Hardware Color Substitution	Y	Y	Y	Y	Y
Magnetic Hold Down Brackets	Y	N/A	Y	N/A	Y
No Fabric Insert	Y	N/A	Y	N/A	Y
Optional Cord Lengths	Y	N/A	Y	N/A	N/A
Spacer Block	Y	Y	Y	N/A	Y
<b>Surcharge Options</b>					
2-on-1 Headrail	Y	N/A	N/A	N/A	Y
FR Coating	Y	Y	Y	Y	Y
Light Gap Stop	Y	Y	Y	Y	Y
Palladian Shelf	Y	Y	Y	Y	Y

# Finished Dimensions & Mounting Requirements

	Finished Dimensions <small>(All finished dimensions are based on ordered height or width)</small>						Light Gap		Mounting Requirements						
	Inside Mount		Outside Mount		End Mount				Inside Mount			Outside Mount			End Mount
	Headrail	Fabric Width	Headrail	Fabric Width	Headrail	Fabric Width	Control End	Idle End	Minimum Mounting Depth*	Flush Mount	Rear Fabric Clearance	Minimum Mounting Surface Height	Width Overlap per side <small>(Recommended)</small>	Rear Fabric Clearance	Minimum Mounting Depth
Continuum**	- 3/16"	-1"	Ordered Width	-3/4"	-11/16"	-1 1/2"	5/8"	3/16"	1"	3 1/4"	1/8"	1"	3"	1/8"	1 1/4"
Accu-Rise	- 3/16"	-3/4"	Ordered Width	-5/8"	-11/16"	-1 1/2"	5/16"		1"	3 1/4"	1/8"	1"	3"	1/8"	1 1/4"
Tilt-Only**	- 3/16"	-1"	Ordered Width	-3/4"	-11/16"	-1 1/2"	5/8"	3/16"	1"	3 1/4"	1/8"	1"	3"	1/8"	1 1/4"
System II	- 3/16"	-1"	Ordered Width	-3/4"	-11/16"	-1 1/2"	11/16"	3/16"	1"	3 1/4"	1/8"	1"	3"	1/8"	1 1/4"
Sonesse 28 WireFree	- 3/16"	-1"	Ordered Width	-3/4"	-11/16"	-1 1/2"	11/16"	3/16"	1"	3 1/4"	1/8"	1"	3"	1/8"	1 1/4"

\* Add 1/4" to minimum depth dimensions if optional back cover is used for inside mount.

\*\* 2-on-1 Headrail - Fabric width: -1 1/4", Center light gap: 5/16"

# Pricing - Continuum

Chart 1		Fabrics: Artisan 2 1/2", Merano 3", Pennello 2 1/2", Roma 2 1/2", Tivoli 2 1/2"															
		Shade Width Up To:															
		24"	30"	36"	42"	48"	54"	60"	66"	72"	78"	84"	90"	96"	102"	108"	120"
Shade Height Up To:	36"	544	611	675	746	803	873	942	1009	1178	1255	1325	1390	1450	1544	1630	1736
	42"	569	646	715	794	861	940	1009	1084	1257	1334	1411	1486	1559	1644	1746	1855
	48"	607	675	761	840	911	994	1075	1163	1336	1415	1507	1580	1667	1757	1861	1978
	54"	628	715	798	888	975	1059	1148	1238	1415	1509	1586	1680	1773	1884	1988	2117
	60"	661	753	842	936	1017	1121	1221	1325	1492	1588	1690	1792	1890	2013	2140	2284
	66"	682	786	888	978	1084	1190	1298	1407	1575	1684	1794	1903	2009	2150	2290	2434
	72"	715	819	923	1030	1144	1257	1375	1488	1667	1773	1894	2009	2123	2284	2428	2580
	78"	736	846	957	1071	1190	1315	1434	1559	1738	1865	1986	2107	2232	2390	2557	2709
	84"	763	888	994	1132	1255	1380	1513	1638	1828	1965	2094	2223	2350	2517	2694	2861
	90"	796	911	1048	1173	1315	1448	1582	1723	1911	2057	2198	2328	2471	2642	2817	3003
	96"	828	955	1086	1230	1375	1515	1661	1798	2003	2150	2296	2440	2582	2771	2961	3146
	102"	942	1088	1236	1398	1544	1680	1871	2057	2205	2346	2494	2638	2782	2961	3146	3346
	108"	992	1146	1298	1465	1623	1767	1973	2165	2317	2471	2625	2773	2925	3117	3311	3517
	114"	1053	1213	1380	1559	1723	1878	2088	2296	2457	2623	2782	2946	3113	3300	3505	3732
120"	1132	1296	1478	1669	1842	2009	2234	2457	2628	2807	2982	3150	3323	3536	3757	3990	
126"	1207	1390	1578	1784	1973	2148	2390	2625	2811	3003	3196	3378	3557	3786	4019	4273	
132"	1292	1486	1684	1907	2105	2300	2561	2809	3007	3213	3411	3609	3805	4050	4298	4573	

Chart 2		Fabrics: Arturo 3", Franco 2", Franco 3", Lucia 2", Napoli 2", Napoli 3", Portico 3", Tuscany 3"															
		Shade Width Up To:															
		24"	30"	36"	42"	48"	54"	60"	66"	72"	78"	84"	90"	96"	102"	108"	120"
Shade Height Up To:	36"	582	659	725	798	865	944	1013	1086	1263	1348	1430	1492	1567	1663	1755	1867
	42"	613	694	765	855	923	1013	1086	1163	1357	1438	1519	1594	1675	1778	1873	1994
	48"	648	736	811	900	986	1071	1161	1255	1442	1525	1621	1703	1788	1894	2003	2132
	54"	673	765	859	955	1050	1140	1236	1334	1525	1625	1707	1815	1911	2025	2144	2280
	60"	705	805	905	996	1098	1209	1315	1430	1605	1711	1821	1932	2042	2167	2309	2457
	66"	744	846	950	1055	1163	1282	1398	1515	1692	1817	1936	2050	2163	2317	2471	2623
	72"	765	878	994	1105	1230	1357	1480	1600	1788	1911	2046	2163	2290	2457	2615	2782
	78"	790	911	1023	1153	1286	1415	1544	1678	1869	2009	2140	2271	2403	2578	2757	2925
	84"	819	950	1071	1213	1348	1486	1632	1767	1973	2117	2250	2392	2530	2715	2903	3084
	90"	857	986	1121	1263	1413	1563	1705	1855	2059	2213	2367	2511	2663	2850	3044	3236
	96"	892	1021	1165	1325	1480	1632	1786	1938	2159	2317	2475	2628	2784	2990	3196	3390
	102"	1015	1167	1332	1500	1661	1811	2017	2213	2373	2525	2690	2848	3000	3196	3388	3609
	108"	1067	1234	1398	1580	1744	1907	2123	2330	2494	2663	2828	2992	3157	3357	3573	3798
	114"	1134	1305	1486	1675	1855	2021	2246	2475	2653	2828	3000	3169	3346	3557	3786	4025
120"	1213	1392	1590	1792	1980	2163	2403	2653	2830	3021	3213	3396	3584	3807	4053	4307	
126"	1296	1484	1698	1919	2098	2311	2563	2819	3019	3219	3436	3625	3821	4063	4315	4582	
132"	1386	1582	1817	2048	2242	2473	2740	3019	3232	3444	3673	3878	4088	4348	4619	4907	

<b>Lifting System Surcharges</b>	<b>(Add to base price)</b>
Accu-Rise Cordless Lifting System	80
Motorization	<a href="#">View Motorization Pricing</a>



# Pricing - Continuum

Chart 3		Fabrics: <a href="#">Antonia 2 1/2"</a> , <a href="#">Bella 2"</a> , <a href="#">Bella 3"</a> , <a href="#">Marsala 2 1/2"</a> , <a href="#">Pennello Notte 2 1/2"</a> , <a href="#">Roma Notte 2 1/2"</a> , <a href="#">Rosa Notte 2"</a> , <a href="#">Rosa Notte 3"</a>															
		Shade Width Up To:															
		24"	30"	36"	42"	48"	54"	60"	66"	72"	78"	84"	90"	96"	102"	108"	120"
Shade Height Up To:	36"	613	684	763	838	907	988	1057	1138	1325	1403	1488	1561	1634	1740	1846	1946
	42"	636	725	800	878	969	1055	1138	1213	1415	1500	1590	1673	1748	1857	1955	2061
	48"	675	765	857	936	1034	1117	1211	1305	1507	1600	1692	1778	1865	1984	2094	2213
	54"	707	800	903	996	1086	1198	1294	1396	1600	1692	1788	1890	1996	2119	2242	2382
	60"	746	842	944	1050	1146	1257	1378	1488	1680	1788	1900	2015	2134	2271	2403	2561
	66"	767	873	994	1103	1213	1336	1461	1586	1771	1894	2019	2138	2265	2423	2580	2750
	72"	800	917	1048	1153	1288	1415	1546	1673	1865	1996	2136	2265	2388	2565	2732	2917
	78"	825	950	1071	1207	1338	1484	1615	1750	1955	2098	2238	2380	2513	2690	2873	3075
	84"	861	996	1117	1263	1407	1555	1703	1846	2057	2209	2355	2498	2644	2840	3023	3236
	90"	900	1030	1171	1325	1478	1634	1784	1940	2150	2313	2471	2623	2773	2975	3171	3390
	96"	923	1069	1215	1380	1546	1705	1863	2023	2255	2430	2584	2750	2917	3119	3332	3557
	102"	1059	1221	1392	1567	1738	1894	2107	2313	2473	2642	2811	2973	3125	3332	3538	3765
	108"	1111	1294	1461	1644	1817	1992	2223	2434	2607	2780	2957	3121	3298	3509	3730	3963
	114"	1178	1365	1555	1750	1940	2119	2353	2584	2767	2953	3125	3311	3500	3709	3953	4207
	120"	1263	1450	1667	1871	2063	2265	2517	2767	2961	3159	3357	3553	3744	3978	4232	4503
126"	1359	1555	1784	2009	2209	2428	2688	2961	3163	3380	3596	3805	4007	4259	4525	4809	
132"	1450	1667	1911	2148	2359	2588	2871	3163	3388	3611	3853	4067	4288	4557	4850	5146	

Chart 4		Fabrics: <a href="#">Bella Notte 3"</a> , <a href="#">Catarina 3"</a>															
		Shade Width Up To:															
		24"	30"	36"	42"	48"	54"	60"	66"	72"	78"	84"	90"	96"	102"	108"	120"
Shade Height Up To:	36"	659	725	800	873	953	1034	1100	1182	1365	1442	1519	1600	1673	1767	1867	2057
	42"	688	765	846	925	1013	1098	1182	1257	1446	1528	1621	1698	1784	1890	1992	2173
	48"	723	803	900	986	1069	1163	1257	1348	1544	1628	1711	1807	1903	2013	2123	2338
	54"	755	846	938	1042	1140	1234	1334	1442	1632	1734	1821	1925	2023	2148	2267	2523
	60"	775	888	990	1090	1190	1303	1413	1521	1709	1825	1936	2048	2150	2296	2434	2707
	66"	809	919	1042	1144	1257	1380	1507	1623	1805	1930	2050	2167	2290	2448	2609	2919
	72"	846	961	1084	1200	1328	1450	1588	1709	1903	2025	2159	2290	2423	2586	2759	3094
	78"	863	996	1121	1246	1380	1515	1653	1792	1988	2132	2267	2400	2536	2713	2903	3261
	84"	905	1042	1163	1311	1448	1594	1746	1884	2086	2236	2384	2525	2673	2859	3057	3430
	90"	938	1069	1211	1369	1515	1675	1825	1980	2184	2338	2498	2655	2807	3000	3207	3609
	96"	969	1117	1261	1430	1588	1746	1911	2065	2288	2448	2615	2771	2934	3146	3357	3786
	102"	1098	1261	1434	1605	1767	1923	2138	2346	2505	2669	2838	2996	3157	3353	3563	3975
	108"	1148	1325	1492	1684	1855	2019	2246	2463	2628	2807	2980	3150	3321	3530	3746	4180
	114"	1215	1400	1586	1784	1975	2148	2382	2615	2790	2973	3157	3336	3519	3738	3975	4434
	120"	1305	1490	1698	1907	2096	2290	2546	2790	2982	3173	3380	3565	3759	3990	4238	4738
126"	1396	1600	1817	2040	2242	2448	2715	2982	3194	3396	3611	3819	4021	4273	4536	5067	
132"	1490	1705	1942	2173	2400	2623	2917	3198	3409	3640	3867	4088	4307	4573	4857	5423	

Lifting System Surcharges	(Add to base price)
Accu-Rise Cordless Lifting System	80
Motorization	<a href="#">View Motorization Pricing</a>



# Pricing - Continuum

Other Surcharges	(Add to base price)
2-on-1 Headrail	Price as two individual headrails and add together.
Specialty Shapes	242
Light Gap Stop (Per Ft.)	<a href="#">View common surcharges</a>
Palladian Shelf - Finished (Per Ft.)	<a href="#">View common surcharges</a>
Palladian Shelf - Unfinished (Per Ft.)	<a href="#">View common surcharges</a>

# Product Information - Continuum™ Cord Loop Control

## Product Features

- Fits rectangular window openings.
- Shadings open from bottom to top using Continuum cord loop.
- Color-coordinated headrail with fabric insert.
  - [View color coordination chart.](#)
- Color coordinated cord loop, bottom rail and end caps.

## Size Standards

### Important Child Safety Note

In order to comply with the ANSI approved Standard For Safety of Window of Window Covering Products all supplied cord tension/locking devices or cord cleats must be properly installed.

## Standard Cord Drops

Shade Length	Drop	Shade Length	Drop
16" - 26 7/8"	12"	60" - 83 7/8"	48"
27" - 39 7/8"	24"	84" - 107 7/8"	60"
40" - 59 7/8"	36"	108" - 132"	72"

\*Note: Specified lengths outside of the above measurements will have a white cord.

## Hardware Included

- [Installation Brackets](#)
- [Cord Tension Lock](#)

## Finished Dimensions & Mounting Requirements

### Options

- [Options and Availability](#)
- [Design Option Details](#)
- [Motorization](#)
- [Exclusions](#)

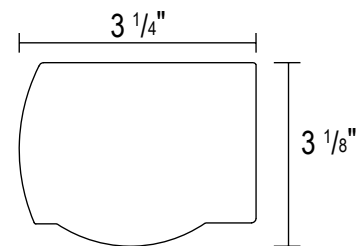
### Ordering Notes

- Specify Inside (IB), Outside (OB)
- Specify Right or Left control
- Specify side by side vane alignment if desired.
- For 2-on-1 Headrail, panel widths may or may not be equal.
  - With unequal panels, smaller panel must be at least 1/3 the measured width of larger panel.

### Caution

- Vane alignment is only guaranteed within 1/4" when shadings are ordered at same time, same height, same color and fabric.
- The degree of maximum vane closure varies slightly from the top to the bottom of the shading. Due to added weight in room dimming vanes the variance may be slightly more pronounced.
- As with all textiles, product is subject to some variations. Slight wrinkling, puckering, or bowing is inherent to this textile product and should be considered normal, acceptable quality. These characteristics are not usually visible from the front or rear but may be visible from a side angle. Precautions should be taken to reduce exposure to harsh environmental elements, such as salt air. Continuous exposure through open windows and doors will accelerate the fabric deterioration.

## Pricing



### Shade Operation

- Pull down on rear half of cord to lower shade and open fabric vanes. Pull down on front half of cord to close vanes and raise shade.
- The Continuum cord loop allows for adjustment of fabric vanes from open to closed and anywhere in between.

# Product Information - Somfy Battery/Rechargeable Operated Series

## System II Information (1.1Nm)

- 12V DC Motor
- Can be powered via 8AA Lithium batteries, Solar Pack Kit, Transformer, hardwired, or rechargeable battery pack
- Adjustable speed 10 - 28 RPM
- Compatible with all of Somfy's RTS transmitters
- Zigbee option available



## Sonnesse 28 WireFree Information

- Built in lithium-ion rechargeable battery (2600 mAh)
- Adjustable speed 10 - 28 RPM
- Compatible with all of Somfy's RTS transmitters
- 40 decibels
- Soft Start/Soft Stop
- Zigbee option available



## Zigbee Systems

- Zigbee 3.0 from Somfy is a bi-directional smart shade ecosystem



## Size Standards

Battery and Rechargeable Motorization	Tenera Sheer Shadings				
	Minimum Width	Maximum Width	Minimum Height	Maximum Height	Maximum Sq.Ft.
System II	18"	120"	12"	120"	64
Sonnesse 28 WireFree	26"	120"	12"	120"	64

## Options

- [Design Options](#)
- [Design Option Details](#)
- **Exclusions:**
  - 2-on-1 Headrail as end mount (EB)

## Somfy TaHoma Overview

- 2.4Ghz WiFi connection (Not 5Ghz) or Ethernet
- Apple (iOS 8+) or Android (Lollipop 6.0+) compatible using the TaHoma North America App
- Join up to 10 TaHoma hubs together (RTS only) for multi-zone control
- Control up to 40 RTS channels per TaHoma
- Maximum of 40 scenes
- Maximum of 40 schedules
- Remote access
- Control4 Certified driver
- Compatible with Amazon Alexa, IFTTT & Google Assistant

## Finished Dimensions & Mounting Requirements

### Notes:

- Side by side motorized shades are not guaranteed to travel up/down with bottom rail alignment.

### Caution

- If specified, System II shades are vane aligned when shipped.
- Vane alignment is only guaranteed within 1/4" when shadings are ordered at same time, same height, same color and fabric.

## Pricing

- To price, add [motorization surcharges](#) to shade price.

## Motorization Services

- Customer Service Motorization Skill Set > 800-342-5523 > [motor@lafvb.com](mailto:motor@lafvb.com)
- Technical Support by trained Customer Service Agents
- Assistance in the specification of motorization applications
- Liason between dealers/designers, electricians and home automation integrators.

## RTS Controls



See the [Motorization Solutions Guide](#) for more controls and accessories.

# Product Information - Accu-Rise Cordless

## Product Features

- Fits rectangular window openings
- Will have a color-coordinated headrail with fabric insert.
  - [View color coordination chart.](#)
- Shadings open and close using a clear handle attached to the bottom rail.

## Size Standards

## Hardware Included

- [Installation Brackets](#)



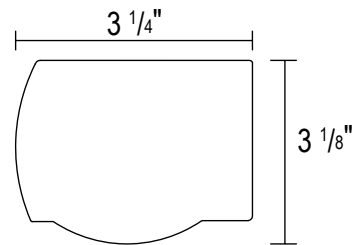
## Finished Dimensions & Mounting Requirements

## Options

- [No Charge Options and Availability](#)
- [Surcharge Options and Availability](#)
- [Design Option Details](#)
- [Exclusions](#)

## Caution

- Vane alignment is only guaranteed within 1/4" when shadings are ordered at same time, same height, same color and fabric.
- The degree of maximum vane closure varies slightly from the top to the bottom of the shading.
- As with all textiles, product is subject to some variations. Slight wrinkling, puckering, or bowing is inherent to this textile product and should be considered normal, acceptable quality. These characteristics are not usually visible from the front or rear but may be visible from a side angle. Precautions should be taken to reduce exposure to harsh environmental elements, such as salt air. Continuous exposure through open windows and doors will accelerate the fabric deterioration.



## Pricing

# Product Information - Tilt-Only

## Product Features

- Fits rectangular window openings.
- Shadings cannot be raised and remain in lowered position.
- Fabric vanes can be opened and closed.
- Color-coordinated headrail with fabric insert.
  - [View color coordination chart.](#)
- Color coordinated cord loop, bottom rail and end caps.



## Size Standards

### Important Child Safety Note

- In order to comply with the ANSI approved Standard For Safety of Window of Window Covering Products all supplied cord tension/locking devices or cord cleats must be properly installed.

### Standard Cord Drops

Shade Length	Drop	Shade Length	Drop
16" - 26 7/8"	1 ft.	60" - 83 7/8"	4 ft.
27" - 39 7/8"	2 ft.	84" - 107 7/8"	5 ft.
40 - 59 7/8"	3 ft.	108" - 132"	6 ft.

\*Note: Specified lengths outside of the above measurements will have a white cord.

### Hardware Included

- [Installation Brackets](#)
- [Cord Tension Lock](#)

### Finished Dimensions & Mounting Requirements


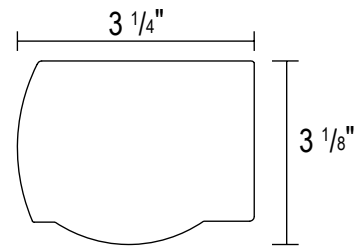
### Options

- [No Charge Options and Availability](#)
- [Surcharge Options and Availability](#)
- [Design Option Details](#)
- [Exclusions](#)

### Caution

- Vane alignment is only guaranteed within 1/4" when shadings are ordered at same time, same height, same color and fabric.
- The degree of maximum vane closure varies slightly from the top to the bottom of the shading. Due to added weight in room dimming vanes the variance may be slightly more pronounced.
- As with all textiles, product is subject to some variations. Slight wrinkling, puckering, or bowing is inherent to this textile product and should be considered normal, acceptable quality. These characteristics are not usually visible from the front or rear but may be visible from a side angle. Precautions should be taken to reduce exposure to harsh environmental elements, such as salt air. Continuous exposure through open windows and doors will accelerate the fabric deterioration.

### Pricing



Bottom Rail

# Product Information - Specialty Shapes

## Product Features - Specialty Shapes

- Fits the following windows:
  - Arch (perfect and imperfect)
  - Extended Arch (perfect and imperfect)
  - Angle
- All specialty shapes are **stationary** with vanes in the open position.
- Arches and angles are fabricated with a bottom rail.
- Color-coordinated bottom rail;
- Flexible mounting clips support fabric and are installed into window casement.
- Bottom rail rests on sill or on Tenera headrail when positioned above a standard rectangular shading.



## Size Standards

## Hardware Included

- Installation Brackets

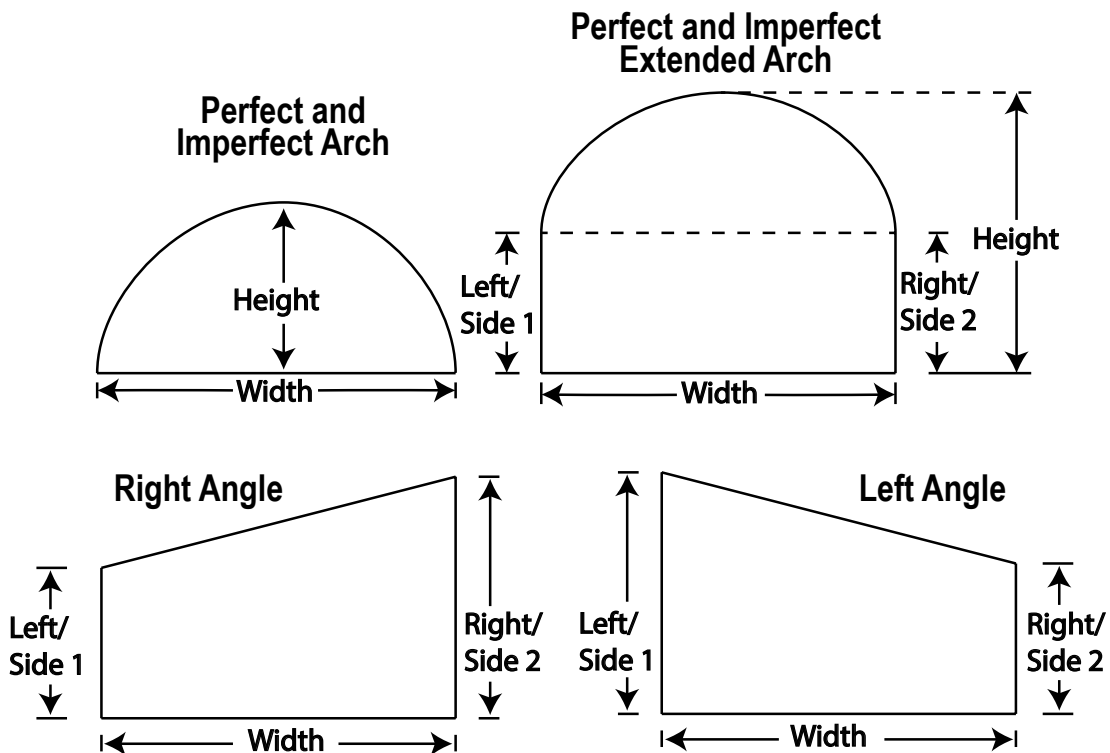
## Ordering Notes

- Available as Inside (IB) Mount only.
- Available as stationary with vanes in the open position.
- **Exclusions:** Outside Mount, side-by-side vane alignment



## Pricing

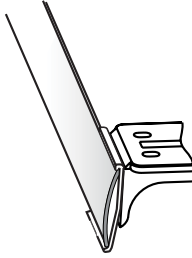
- To price add [Specialty Shape Surcharge](#) to base price.



# Product Information - Design Options

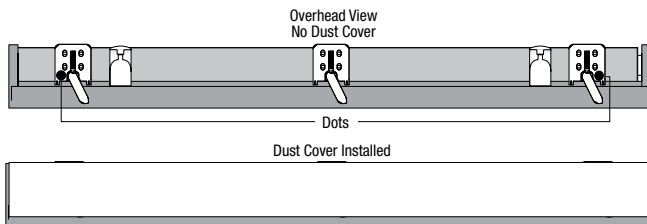
## Optional Back Cover

- Used with inside (IB) and end mounts (EB) when necessary to conceal the open rear side of headrail. Back cover and brackets add 1/4" to minimum inside mounting depth.



## Optional Top Dust Cover

- Outside (OB) mount shades only.
- Attach to top of headrail
- Protects fabric and internal operating mechanisms from dust, dirt and other contaminants



## 2-on-1 Headrail

- Two shades share a common headrail
- For overall max width, see [Size Standards](#).



## Side-By-Side Vane Alignment

- When Tenera shades are installed side by side, vane alignment can be guaranteed within 1/4" only if:
  - Shadings are ordered at the same time and in identical style, color and height
  - Shadings that need to be aligned are specified on order form.

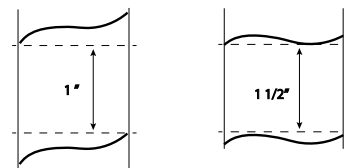
## Light Gap Stop

- Blocks light gap for shades inside mounted in rectangular openings.
- Comes with self adhesive tape attached for installation.
- Projection is 1 5/8".
- Ordered by lineal foot.
- Made of PVC and available in 5 colors: Black, Bronze, Grey, Vanilla and White



## Vane Operation

- Opened
  - Vanes on all Tenera fabrics open to slightly different degrees when tilted to their maximum open positions.
  - Limit stops located on the top of the headrail halt cord movement to prevent the bottom rail from being retracted too far into the headrail when fully raised. They should not be removed or adjusted. Internal limit stops prevent shadings from over-rotating when in the fully lowered and opened position.
- Closed
  - When vanes of a Tenera shading are closed, they overlap blocking the view. However vanes do not contact each other along full length of shading - they do not form a perfect seal against light leakage. This is most visible toward bottom of shading.
  - Vane closure is measured as distance between front and rear fabric facings 6" up from lowest point of bottom rail, with shading fully lowered and vanes closed.
  - Vane closure for all 2" fabrics is 5/8" for shadings under 60" in height and 7/8" for shadings over 60" in height.
  - Vane closure for all 3" fabrics is 1", regardless of height.



2" Vane Size, 2 1/2" Vane Size

3" Vane Size



# Measuring & Installation Information

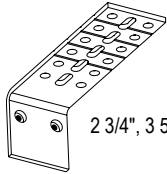
## Bracket Information

Item# 15-9125 (2-pack)  
Item# 15-9126 (3-pack)



### Optional Extension Bracket

Item # 15-2014 (3-pack)  
Item # 15-2013 (2-pack)



2 3/4", 3 5/8" Projection

### Optional Spacer Block

Item # 15-2012 (3-pack)  
Item # 15-2011 (2-pack)



## Cord Tension Lock

- Standard on all Tenera shades with Continuum system.
- Must be secured to the wall to provide the necessary tension for the shade to operate.
- Available in white, vanilla, black, brown, clear, or gray. Will coordinate with the fabric color.



## Magnetic Hold-Down Brackets

- Secures bottom of shade to prevent swaying



## Palladian Window Shelf

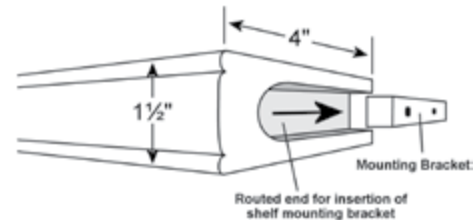
- Double beaded hardwood shelf designed to mount horizontally in arched or angled openings to serve as divider and mounting surface for any window fashions product
- Allows area above shelf to be covered differently or uncovered
- Finishes available from Heartland Woods
- Palladian shelf has a 1/32" per foot tolerance for warpage
- Inside Mount Applications only

## Size Standards

- Height: 1 1/2"
- Depth: 4" (Can be cut down to 2" minimum upon request)
- Maximum Length: 8"

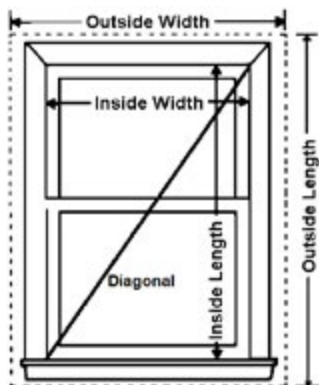
## Ordering Notes

- Must be installed below the radius of window as routed ends are square
- Specify exact width from jamb to jamb. A 1/16" deduction will be taken by Lafayette
- Ordered separate from blind or shade (Priced by lineal foot - round up from exact width to next highest lineal foot)
- Exclusions: Outside mount applications



## Best Practices for Measuring

- Always use a steel tape or a metal ruler for measuring.
- Always measure every window even though they look the same.
- Check for obstructions that could affect operation of the shade.
- For Inside Mount (jamb to jamb in a window or door, wall to wall in a room), give exact inside to inside width measurements, and top to bottom length measurements of the area to be covered.
- Measure the width in at least three places and specify the narrowest width.
- Measure the length in at least three places and specify the shortest length.
- Take two diagonal measurements. If there is a greater than 3/8" difference in diagonal measurements, outside mount is strongly recommended to avoid irregular light gaps.
- For Outside Mount, measure the exact width and height of the area to be covered.



## Measuring for Tenera Shades

- All shade pricing is based on the width and the window opening height. Orders are accepted for inside or outside dimensions, to the nearest 1/16".
- It is critical that the shade brackets be mounted so that the shade is level when installed.
- For an Inside Mount, measure the exact width between the jambs (inside) where the shade is to be mounted. If the end caps are not tightly secured it is possible the shade will not fit in the opening.
- For an Outside Mount, we recommend that the brackets be placed to allow a minimum of 1 1/2" to 2" overlap on each side of the casement. Measure between the point where the brackets are to be placed and specify that as an outside width.

## Flame Retardant Coating

- A flame retardant coating is available for all fabrics and is done through an external facility. The shade is fabricated then sent to an external facility for the flame coating process. Allow four to six weeks extra delivery time for this service. Standard shipping is included. Call for quote on flame retardant coating.

## Tenera Care & Cleaning

- Headrail Fabric Insert - Spot-clean headrail using a sponge or delicate cloth, cool distilled water and a mild soap solution; handle with care as you would any fine fabric.
- Dusting - Regular light dusting with a feather duster is all the cleaning that is needed in most circumstances.
- Vacuuming - Use a low suction, hand-held vacuum for thorough dust removal.
- Forced Air - Blow away dirt and debris between the vanes using compressed air.
- Ultrasonic Cleaning - This product can be ultrasonically cleaned by a professional. (Translucent fabrics only)
  - Specify that a mild detergent solution be used.
  - Never immerse the headrail in the solution.
  - Dry the shading completely in the lowered position
- Electrostatic Cleaning - Do NOT use electrostatic cleaning wipes on this product.

# LAFAYETTE INTERIOR FASHIONS™

## LIFETIME LIMITED WARRANTY

Since 1950, LAFAYETTE INTERIOR FASHIONS has consistently held a high standard of quality for both products and service, ensuring you find the perfect, custom crafted window treatments. The Lafayette Limited Lifetime Warranty represents a dedication to your complete satisfaction.

### COVERED BY THE WARRANTY

- Lafayette Interior Fashions products are covered for defects in materials or workmanship for as long as the original purchaser owns the product (exceptions are noted below).
- All internal mechanisms, components, and brackets.
- Motorization systems (excluding batteries) are covered for 5 years.
- Interior Masterpieces and Sheer Visions fabrics are covered for 3 years.
- Heartland wood blinds finish is covered for 3 years.
- Operational cords are covered for 7 years from the date of purchase.

### NOT COVERED BY THE WARRANTY

- Any conditions caused by normal wear and tear.
- Abuse, accidents, alterations, misuse.
- Damage including but not limited to discoloration, fading, cracking, warping, shrinking, or stretching caused by exposure to the elements (sun, condensation, excessive humidity, wind)
- Failure to follow our instructions for measurement, proper installation, use, cleaning, or maintenance.
- Slight color variation; natural variations in color, grain, or weave of natural materials
- Any customer supplied fabric
- Shipping, removal, re-measuring, or reinstallation costs

### TO OBTAIN WARRANTY SERVICE

Contact your original dealer (place of purchase) for warranty assistance. Lafayette Interior Fashions will promptly repair or replace the product or components found to be defective. Warranty claims must be accompanied by proof of purchase.

It is at the sole discretion of Lafayette Interior Fashions to determine whether product will be repaired or replaced. Repairs and or replacements will be made with like or similar parts or products.

**Note:** In no event shall Lafayette Interior Fashions be liable or responsible for incidental or consequential damages or for any other indirect damage, loss, cost, or expense. Some states do not allow the exclusion or limitation of incidental or consequential damages, so the above exclusion or limitation may not apply to you. This warranty gives you specific legal rights, and you may also have other rights which vary from state to state.

THIS WARRANTY IS EXCLUSIVE AND IN LIEU OF ALL OTHER WRITTEN OR ORAL WARRANTIES OR OBLIGATIONS AND LIABILITIES. THE DURATION OF ANY IMPLIED WARRANTIES FOR ANY PRODUCT IS LIMITED IN DURATION TO THE WARRANTY TERM APPLICABLE TO SUCH PRODUCT AS SET FORTH ABOVE.

# LAFAYETTE INTERIOR FASHIONS™

## Product Offering

### BLINDS



Classic Collection™  
Aluminum Blinds



Heartland Woods®  
Wood Blinds




Fidelis®  
Faux Wood Blinds



Wonderwood®  
Faux Wood Blinds



Discoveries®  
Vertical Blinds




Sheer Visions®  
Vertical Blinds

### SHADES




Allure®  
Transitional Shades



Genesis®  
Custom Shades



Genesis®  
Panel Track



Manh Truc®  
Woven Wood Shades



Parasol®  
Cellular Shades



Tenera®  
Sheer Shadings





Midwest  
Designer  
Supply

**1-888-523-2611**

**Midwest Designer Supply, Inc.  
N30W22377 Green Road Ste C  
Waukesha, WI 53186  
(262) 523-2600  
Fax (262) 524-1007  
[www.midwestdesignersupply.com](http://www.midwestdesignersupply.com)**

*MDS - your one source for window fashions.*